


# CALFIRE

*The Fireside Collection*



2006/07

Welcome to the 2006/7 CALFIRE FIRESIDE COLLECTION.

CALFIRE is a long established family group of companies with a strong reputation for quality products and service throughout the heating and fireplace industry. Friendly and approachable, CALFIRE prides itself on customer service.



The customer commitment is demonstrated throughout the items featured in this collection, bringing to you only the very best in quality and craftsmanship available today.

CALFIRE are unique within the fireplace and heating industry with their extensive product related ranges. In addition to offering a most comprehensive selection of Fireside Accessories they are also:

- The official UK distributor for Stove Bright High-Temperature Paint, selling the product in aerosol and touch-up forms to retailers as well as in bulk liquid form to many of the leading UK traditional Woodburning Stove Manufacturers.
- The official UK distributor for Ecofans. These products sit on the top of woodburning stoves and assist in distributing the stoves heat without using mains or battery power. Ecofans are a great favourite with the countries many Narrow Boat enthusiasts.
- A major supplier of Replacement Stove Glass offering Ceramic Glass panels, Borosilicate Strips as well as Mica. All popular sizes are available 'off the shelf' with in house facilities available for cutting your special requirements.
- A major supplier of Cast Iron and Aluminium Chimineas and Garden Products to the Fireplace and Garden Centre Industries with these products being featured in a separate catalogue entitled 'CALFIRE The Garden Collection'



CALFIRE supply to trade accounts all over the Country, however members of the public are welcome to browse through this catalogue or visit the companies website at [www.calfire.com](http://www.calfire.com). Contact with the company can be made through an email facility where product information or details of local stockists can be ascertained. Alternatively contact your stockist or telephone our friendly staff on:

01691 772922



Throughout pages 4-39 of this catalogue, British Manufactured Items are clearly indicated with the union flag for your information.



Due to studio lighting and printing inks, the colours shown in this catalogue may differ slightly from those of the actual products. All dimensions given are approximate and should only be used as a guide. Key to dimensions: H=Height; D=Depth; W=Width; L=Length. Calfire's aim is one of constant improvement and the company reserves the right to change specifications without written notice. Reproduction of the photographs in this catalogue is prohibited without the prior written permission from Calfire Ltd.

# INDEX



<i>COMPANION SETS</i>	<i>4</i>
<i>HEARTH SETS</i>	<i>9</i>
<i>BELLOWS</i>	<i>10</i>
<i>FIRESIDE TOOLS</i>	<i>10</i>
<i>COAL BUCKETS</i>	<i>12</i>
<i>LOG CARRIERS</i>	<i>18</i>
<i>FIRE SCREENS</i>	<i>19</i>
<i>CASTINGS</i>	<i>27</i>
<i>GAS BURNERS</i>	<i>30</i>
<i>ALL NIGHT BURNERS</i>	<i>33</i>
<i>FRETS - SOLID FUEL</i>	<i>33</i>
<i>FIRE GRATES &amp; ASH PANS</i>	<i>34</i>
<i>ASH CARRIERS</i>	<i>34</i>
<i>FRETS - GAS &amp; ELECTRIC</i>	<i>35</i>
<i>FIRE TRIMS</i>	<i>37</i>
<i>FENDERS</i>	<i>38</i>
<i>ECOFANS</i>	<i>41</i>
<i>STOVE GLASS &amp; MICA</i>	<i>42</i>
<i>STOVE BRIGHT HT PAINT</i>	<i>43</i>
<i>FIRE CEMENT &amp; COMPOUNDS</i>	<i>44</i>
<i>CERAMICS</i>	<i>44</i>
<i>SERVICE &amp; INSTALLATION</i>	<i>45</i>
<i>CALCOWLS</i>	<i>45</i>
<i>CALFIRE CLEANING PRODUCTS</i>	<i>46</i>
<i>PEEK CLEANING PRODUCTS</i>	<i>47</i>
<i>HOTSPOT CLEANING PRODUCTS</i>	<i>47</i>



# Companion Sets

## Black Collection



DUCHESS  
27043  
H16" (400mm)



TRADITIONAL  
27095  
H16" (400mm)



BASKET  
27057  
H16" (410mm)



MODERN BALL  
27064  
H18" (465mm)



REGENCY  
27078  
H18" (470mm)



DUCHESS  
27045  
H19" (480mm)



OPEN TWIST  
27048  
H20" (515mm)



WYKE  
27099  
H21" (515mm)



ACORN  
27017  
H21" (530mm)



RUSHDON  
27054  
H22" (545mm)



MODERN ARCH  
27093  
H22" (565mm)



MODERN ROUND  
27092  
H23" (580mm)





**BALL TOP**  
**27094**  
H23" (580mm)



**CAST**  
**27018**  
H23" (580mm)



**GALLERY**  
**27019**  
H23" (590mm)



**SPIRAL**  
**27020**  
H24" (610mm)



**ERCALL**  
**27097**  
H24" (610mm)



**HORSE HEAD**  
**27100**  
H24" (610mm)



**TRADITIONAL**  
**27088**  
H24" (610mm)



**LOOPTOP**  
**27023**  
H25" (640mm)



**WORTHEN**  
**27037**  
H25" (640mm)



Supplied with Log and Coal  
Tongs with Poker in centre.  
**ROPE TWIST**  
**27041**  
H26" (650mm)



# Black & Chrome Collection



**BASKET**  
**27083**  
H16" (410mm)



**DUCHESS**  
**27050**  
H16" (400mm)



**DUCHESS**  
**27084**  
H19" (480mm)



**ACORN**  
**27073**  
H21" (530mm)



**GALLERY**  
**27007**  
H23" (590mm)



**LOOP TOP**  
**27008**  
H25" (640mm)

# Chrome Collection



**DUCHESS**  
**27075**  
H16" (400mm)



**DUCHESS**  
**27076**  
H19" (480mm)

# Black & Pewter



**ERCALL**  
**27098**  
H24" (610mm)

# Pewter Collection



**DUCHESS**  
**27074**  
H16" (400mm)



**DUCHESS**  
**27034**  
H19" (480mm)

# Satin Nickel



**TRADITIONAL**  
**27096**  
H23" (580mm)

# Black & Brass Collection



**BASKET**  
**27058**  
H16" (410mm)



**DUCHESS**  
**27085**  
H16" (400mm)



**REGENCY**  
**27080**  
H18" (470mm)



**DUCHESS**  
**27086**  
H19" (480mm)



**GOTHIC**  
**27082**  
H21" (530mm)



**ACORN**  
**27031**  
H21" (530mm)



**GALLERY**  
**27010**  
H23" (590mm)



**SPIRAL**  
**27011**  
H24" (610mm)



**LOOP TOP**  
**27013**  
H25" (640mm)



# Brass Collection



BASKET  
27059  
H16" (410mm)



DUCHESS  
27042  
H16" (400mm)



REGENCY  
27079  
H18" (470mm)



DUCHESS  
27044  
H19" (480mm)



OPEN TWIST  
27047  
H20" (520mm)



GOTHIC  
27081  
H21" (530mm)

# Antique Brass Collection



BLACK & ANTIQUE  
ACORN  
27030  
H21" (530mm)



BLACK & ANTIQUE  
GALLERY  
27005  
H23" (590mm)



BLACK & ANTIQUE  
LOOP  
27077  
H25" (640mm)



ALL ANTIQUE  
LOOP  
27006  
H25" (640mm)



# Fire Irons & Dogs Collection

SETS OF 4 FIRE IRONS & 1 PAIR OF FIRE DOGS.



LARGE BALL, BRASS  
**27089**



LARGE BALL, BLK & BRASS  
**27090**

L Irons 28" (700mm) H Dogs 9" (230mm)



VICTORIAN, BLACK  
**27091**

## Hearth Sets



TRADITIONAL  
TOP BLACK  
**29066**  
L15" (380mm)



- A. URN TOP BRASS L13" (340mm) **29001**
- B. BALL TOP BRASS L13" (340mm) **29002**
- C. CAST BLACK L12" (300mm) **29003**



- D. DUCHESS BLK/ BRASS L12" (300mm) **29059**
- E. DUCHESS BRASS L12" (300mm) **29058**
- F. CAST BLK/BRASS L12" (300mm) **29064**



BALL TOP BLACK  
**29019**  
L13" (340mm)

# Bellows

Ornamental use only



**CARVED CIRCLES**  
**29069**

L18.5" (470mm)



**FLEUR-DE-LE**  
**29015**

L18.5" (470mm)



G. OAK L19" (480mm) **29013**  
H. WOOD L20" (510mm) **29017**  
I. CARVED L20" (510mm) **29014**



J. WOOD L16" (420mm) **29016**  
K. OAK L15" (380mm) **29012**  
L. SHIP L17" (430mm) **29011**

# Fireside Tools



POKER/STAND  
BRASS **29020**  
BLACK **29021**  
H23" (580mm)



**MATCH HOLDER BLACK**  
**29055**



**MATCH HOLDER BRASS**  
**29004**

MATCHES ONLY  
**29005**  
mm)



**TRADITIONAL POKER & ASH SCRAPER**  
**29067**

VE ICRIAN  
BLACK POKER.  
**29065**

SET OF 3,  
ASSORTED POKERS  
BLACK & BRASS  
**29068**

L30"



BRUSH  
REFILL  
**28031**



- K. SHOVEL L14" (350mm) **29007** O. BRUSH REFILL **29046**  
 L. SHOVEL L12" (305mm) **29049** P. BRUSH REFILL **29047**  
 M. SHOVEL L12" (305mm) **29050** Q. BRUSH REFILL **29009**  
 N. SHOVEL L14" (350mm) **29048** R. COAL TONGS **29008**

Also available **29056** - Small Round Brush Refill for 16" Imported Companion Sets.



- A. POKER **28046** F. 4" STEEL SHOVEL **28038**  
 B. TONGS **28045** G. BELL MOUTH SHOVEL **28041**  
 C. ASH SCRAPER **28047** H. 9"x7" SHOVEL **28042**  
 D. 6" STEEL SHOVEL **28040** I. 10"x8" SHOVEL **28043**  
 E. 5" STEEL SHOVEL **28039** J. 10"x8" GALV SHOVEL **28044**

See price list for full details



- COAL & LOG TONGS  
 COAL BRASS **29060** LOG BRASS **29061**  
 COAL BLACK **29062** LOG BLACK **29063**  
 Coal L10" (265mm) - Log L15" (390mm)



- 18" (450mm) ROPE TWIST TOOLS  
 TOASTING FORK **29038** BRUSH **29042**  
 COAL TONGS **29039** LOG ROLLER **29043**  
 LOG TONGS **29040** POKER **29044**  
 SHOVEL **29041** ROASTER **29045**



- 18" (450mm) LOOP TOP TOOLS  
 TOASTING FORK **29030** BRUSH **29034**  
 COAL TONGS **29031** LOG ROLLER **29035**  
 LOG TONGS **29032** POKER **29036**  
 SHOVEL **29033** ROASTER **29037**



- HANGERS:  
 Suitable for above tools:  
 4 POS. **29054**  
 L10" (265mm)  
 3 POS. **29053**  
 L9" (220mm)  
 2 POS. **29052**  
 L6" (160mm)



# Coal Buckets

## Black Collection

*Measurements given for coal buckets and hods are for their height excluding handles.*



**BICTON**  
**22010**   
H21" (535mm)



**KINTON**  
**22104**   
H15" (375mm)



**ADENEY**  
**22106**   
H11" (275mm)



**SUTTON**  
**22109**   
H12" (300mm)



**KENLEY MEDIUM**  
**23015M**  
H10" (250mm)



**ROWTON**  
**23054**  
H10" (260mm)



*Supplied with shovel*

**NOBOLD**  
**23056**  
H12" (300mm)



**NORFOLK**  
**23072**  
H23" (580mm)



**KENLEY (SET2)**  
**23015/2**  
H's 10"/11" (250/280mm)



WATERLOO  
**23061**  
H14" (360mm)



LAWLEY  
**23037**  
H16" (400mm)



*Copy of original Victorian Bucket,  
complete with rounded base*

KENWICK  
**23027**  
H13" (335mm)



*Supplied with shovels*

HADLEY (SET2)  
**23035**  
H's 12/14" (300/360mm)

ASTLEY  
**23010**  
H7" (178mm)



*Supplied with shovel*

DRYTON  
**23014**  
H21" (540mm)

PLEALEY  
**23050**  
H10" (250mm)



## Black & Brushed Steel Collection

Measurements given for coal buckets and hods are for their height excluding handles.



**BICTON**  
**22112**   
H21" (535mm)



**KINTON**  
**22105**   
H15" (375mm)



**ADENEY**  
**22108**   
H11" (275mm)



**SUTTON**  
**22111**   
H12" (300mm)

## Black & Chrome Collection



**KENLEY MEDIUM**  
**23042M**  
H10" (250mm)



**PLEALEY**  
**23076**  
H10" (250mm)

Supplied with shovel



**KENLEY (SET2)**  
**23042/2**  
H's 10/11"  
(250/280mm)

## Black & Brass Collection



**KENLEY (SET2)**  
**23007/2**  
H's 10/11" (250/280mm)



Supplied with shovel

**PLEALEY**  
**23075**  
H10" (250mm)



**NORFOLK**  
**23073**  
H23" (580mm)



**BICTON**  
**22007**  
 H21" (535mm)



**KINTON**  
**22008**  
 H15" (375mm)



**ADENEY**  
**22107**  
 H11" (275mm)



**SUTTON**  
**22110**  
 H12" (300mm)

*Measurements given for coal buckets and hods are for their height excluding handles.*



**KENLEY MEDIUM**  
**23007M**  
 H10" (250mm)

**LAWLEY**  
**23008**  
 H16" (400mm)

*Pewter Collection*



**KENLEY (SET2)**  
**23021/2**  
 H's 10/11" (250/280mm)



**KENLEY MEDIUM**  
**23021M**  
 H10" (250mm)

## Chrome Collection



**KENLEY MEDIUM**  
**23071M**  
H 10" (250mm)



**KENLEY (SET2)**  
**23071/2**  
H's 10/11" (250/280mm)

## Zinc Collection



**DRYTON**  
**23033**  
H21" (540mm)



*Copy of original Victorian Bucket,  
complete with rounded base*  
**KENWICK**  
**23028**  
H13" (335mm)

## Copper Collection



**KENLEY MEDIUM**  
**23012M**  
H10" (250mm)

## Copper Bronze Collection



**A**  
**DRYTON**  
**23034**  
H21" (540mm)

**B**  
**WATERLOO**  
**23060**  
H14" (360mm)

*Measurements given  
for coal buckets and  
hods are for their height  
excluding handles.*





## Brass Collection



KENLEY MEDIUM  
**23001M**

DRYTON  
**23003**



HATTON  
**23052**  
H11" (280mm)



ROWTON  
**23053**  
H10" (260mm)



KENLEY (SET2)  
**23001/2**  
H's 10 1/11" (250/280mm)

## Antique Brass Collection



KENLEY (SET2)  
**23020/2**  
H's 10 1/11" (250/280mm)




ROWTON  
**23055**  
H10" (260mm)



KENLEY MEDIUM  
**23020M**  
H10" (250mm)

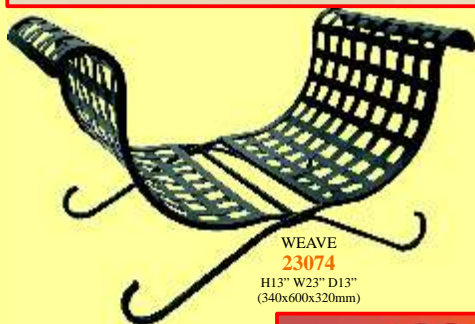
# Log Carriers



**RODEN**  
**23062**  
H10" W20" D11"  
(265x510x290mm)



**FARLEY**  
**23063**  
H11" W22" D15"  
(290x550x390mm)



**WEAVE**  
**23074**  
H13" W23" D13"  
(340x600x320mm)



**WESTLEY**  
**23064**  
H14" W21" D15"  
(370x535x390mm)

**ROUND RUSTIC  
LOG BASKET**  
**23066**  
H15" Dia.21"  
(375x520mm)



**OPEN END LOG BASKET (SET2)**  
**23068**  
Large Basket H13" W15" L19" (325x390x490mm)



**FELTON**  
**23065**  
H24" W16" D12" (615x400x300mm)



# Fire Screens

## The Noble Collection

All NOBLE firecreens can be 'made to measure' with your height, width and, if relevant, depth dimensions. Call for details.



*Arched Top*

BRASS TRIM **20000**   
ALUM TRIM **20021**  
H24"W24"  
(610x610mm)



*Bent*

BRASS TRIM **20002**   
ALUM TRIM **20023**  
H24"W26"D6.5"  
(610x660x165mm)



*Curved*


BRASS TRIM **20004**   
ALUM TRIM **20025**  
H24"W23"D3"  
(610x585x75mm)

Heights given for firecreens exclude handles.

### Curved Deluxe



BRASS TRIM **20010**   
ALUM TRIM **20031**  
H24"W23"D3" (610x585x75mm)



*Arched Top*

*Bent*

*Curved*

BLACK **20011**   
H24"W24"  
(610x610mm)

BLACK **20013**   
H24"W26"D6.5"  
(610x660x165mm)

BLACK **20015**   
H24"W23"D3"  
(610x585x75mm)



Aluminium Trim options as specified


### Winged



BLACK **20020**   
H24" W24" Wings8"  
(610x610x200mm)

### Winged




BRASS TRIM **20009**   
ALUM TRIM **20030**  
H24" W24" Wings8" (610x610x200mm)

*Box Closed*


*Box Open*

*Wedge*




*Supplied with fixing hooks.*

*Supplied with fixing hooks.*

**BLACK 20018**  
 H24" W25" D9"  
 (610x640x230mm) 

**BLACK 20017**  
 H24" W25" D9"  
 (610x640x230mm) 

**BLACK 20016**  
 H24" W23" D6"  
 (610x585x150mm) 

*Wedge*

*Box Closed*

*Box Open*



*Supplied with fixing hooks.*

*Supplied with fixing hooks.*

**BRASS TRIM 20005**  
**ALUM TRIM 20026**  
 H24" W23" D6"  
 (610x585x150mm) 

**BRASS TRIM 20007**  
**ALUM TRIM 20028**  
 H24" W25" D9"  
 (610x640x230mm) 

**BRASS TRIM 20006**  
**ALUM TRIM 20027**  
 H24" W25" D9"  
 (610x640x230mm) 

*Sloping Box*

*Sloping Box*



*Supplied with fixing hooks.*



*Supplied with fixing hooks.*



*Aluminium Trim options as specified*

**BLACK 20061**  
 H26" W24" D8"  
 (665x610x205mm) 

**BRASS TRIM 20062**  
**ALUM TRIM 20063**  
 H26" W24" D8" (665x610x205mm) 




**BRASS TRIM 20056**   
H24" W24"  
(610x620mm)



**ALUM. TRIM 20057**   
H24" W24"  
(610x620mm)



**ALUMINIUM TRIM  
20060**   
H24" W23" D9"  
(610x595x230mm)

## Flat Square



**BLACK 20055**   
H24" W24" (610x620mm)

## The Noble Collection


All NOBLE firescreens can be 'made to measure' with your height, width and, if relevant, depth dimensions. Call for details.

## Bowed Front



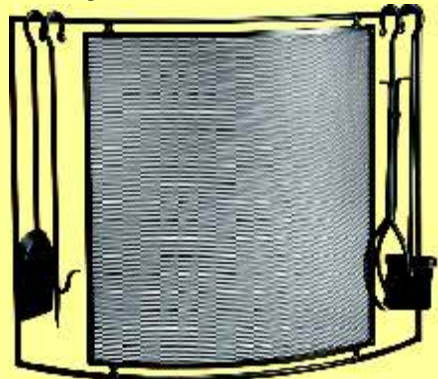
**BRASS TRIM  
20059**   
H24" W23" D9"  
(610x595x230mm)




**BLACK 20058**   
H24" W23" D9"  
(610x595x230mm)

Heights given for firescreens exclude handles.

## Single Panel Screens



**Laura Screen with Tools 20044**   
H26" W32" D7" (670x810x190mm)



# 3 Fold Screens - Black Collection



REGAL BLACK

**21025** H29"W24"Wings11"(750x610x280mm)

**21030** H26"W17"Wings 8" (670x430x210mm)



ROSETTE

**21046**

H25"W20"Wings10"(635x510x240mm)



DECORATIVE WROUGHT

**21049**

H23"W18"Wings8"(580x450x210mm)



PLAIN WROUGHT

**21050**

H23"W18"Wings8"(580x450x210mm)

*Heights given for firescreens exclude handles.*



DECORATIVE WROUGHT

**21059**

H28"W18"Wings8"(710x450x210mm)



PLAIN WROUGHT

**21060**

H28"W18"Wings8"(710x450x210mm)



# 3 Fold Screens

## Brushed Steel



REGAL BRUSHED STEEL **21048**  
H26"W17"Wings8" (670x430x210mm)

## Chrome Plated



REGAL CHROME **21043**  
H26"W17"Wings8" (670x430x210mm)

## Steel



PLAIN WROUGHT STEEL **21062**  
H23"W18"Wings8" (580x450x210mm)



DECORATIVE WROUGHT STEEL **21061**  
H23"W18"Wings8" (580x450x210mm)

## Brass Plated



REGAL **21010**  
H29"W24"Wings11" (750x610x280mm)  
**21015**  
H26"W17"Wings 8" (670x430x210mm)


REGAL FILIGREE **21017**  
H26"W17"Wings8" (670x430x210mm)

## Antique Plated



REGAL **21021** H29"W24"Wings11" (750x610x280mm)  
**21024** H26"W17"Wings 8" (670x430x210mm)


Heights given for firescreens exclude handles.





# 4 Fold Screens

## Black



REGAL

- 21027** H21" Panels W 8" (540x200mm)
- 21028** H25" Panels W 8" (640x200mm)
- 21029** H28" Panels W12" (710x315mm)
- 21026** H32" Panels W12" (820x315mm)

## Antique Plated



REGAL

- 21023** H21" Panels W 8" (540x200mm)
- 21022** H25" Panels W 8" (640x200mm)
- 21020** H28" Panels W12" (710x315mm)
- 21019** H32" Panels W12" (820x315mm)

## Brass Plated



REGAL

- 21013** H21" Panels W 8" (540x200mm)
- 21014** H25" Panels W 8" (640x200mm)
- 21012** H28" Panels W12" (710x315mm)
- 21011** H32" Panels W12" (820x315mm)

## Brass Plated



REGAL FILIGREE

- 21016**  
H25" Panels W8" (640x200mm)

## Chrome Plated



REGAL

- 21044**  
H25" Panels W8" (640x200mm)
- 21063**  
H28" Panels W12" (710x315mm)



## Brushed Steel



REGAL

- 21047**  
H25" Panels W8" (640x200mm)

# Decorative Tiffany Glass Screens

These products are purely ornamental and must not be placed in front of lit fires.



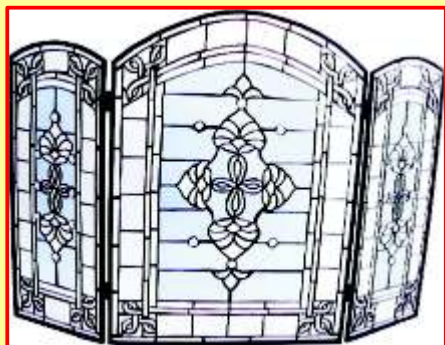
**21052**

H28" W21"Wings10" (715x530x260mm)



**21053**

H28" W20"Wings10" (705x510x250mm)



**21054**

H28" W21"Wings10" (715x530x260mm)



**21055**

H28" W21"Wings10" (715x530x260mm)



**21056**

H28" W21"Wings10" (715x530x260mm)



**21057**

H33" W21" (840x615mm)



**21058**

H33" W21" (840x615mm)

Heights given for  
firescreens exclude  
handles.

# Decorative Brass Screens



FAN FOLD SOLID BRASS

**21006**

H22"W37" (560x950mm)



## Sparkguards



All Sparkguards have Black Mesh

BLACK **20037** H23"W20.5" (595x520mm)

BRASSED **20039** H23"W20.5" (595x520mm)

BRASSED **20040** H24"W24" (610x610mm)

CHROME **20042** H23"W20.5" (595x520mm)

BRASSED + FILIGREE **20041** H23"W20.5" (595x520mm)



DOMED GUARD

**20051**

H23.5"W22" (600x555mm)



DOMED GUARD

**20054**

H21"W19" (530x485mm)



Heights given for  
firescreens exclude  
handles.

## Nursery Guards



EXTENDING NURSERY GUARD

**20053**

H26"W36/60"D18"  
(670x900/1525x455mm)



GAS HEATER GUARD

**20052**

H29"W21"D10"  
(740x550x255mm)







FINIALS:

LARGE CHROME PAIR

**34063** H3"(80mm)

LARGE BRASS PAIR

**34065** H3"(80mm)

SMALL CHROME PAIR

**34064** H2.5"(65mm)

SMALL BRASS PAIR

**34066** H2.5"(65mm)

See Price List for  
Gas Burner Availability

# Castings

## Traditional Fire Baskets

### Adam



ADAM BLACK **34015**

shown with

LARGE BRASS FINIALS **34065**

Adam Basket Dimensions:

W23"D12"H25"

(580x305x635mm)

Baskets supplied with Firebars.



### Regent Urn



### Furlong Pubscene



FURLONG BLACK **34021** shown with

FURLONG ASH FRONT BLACK **34022** and

SMALL BRASS FINIALS **34066**

W17"D12"H14" (430x315x360mm)

Basket supplied with Firebar.

### Large Castle



LARGE CASTLE **34017** shown with

CASTLE ASH FRONT BLACK **34018** and

SMALL BRASS FINIALS **34066**

W22"D10"H17" (570x265x445mm)

Basket supplied with Firebar.

REGENT BLACK **34025** shown with  
REGENT ASH FRONT BLACK **34026**  
and  
SMALL BRASS FINIALS **34066**

W19"D12"H14"  
(495x305x365mm)  
Baskets supplied  
with Firebar.



18" BRASS FRONT **34054**

21" BRASS FRONT **34058**

ASH COVER 18" BRASS **34043**

ASH COVER 21" BRASS **34050**

Dimensions Cadiz Baskets:

18" - W19"D12"H13"

(472x295x328mm)

21" - W22"D13"H18"

(550x330x470mm)

Dimensions Cadiz Ash Covers:

18" - W15"H4" (388x95mm)

21" - W18"H4" (460x95mm)

Baskets supplied with Firebars.



18" BRASS LEGS **34053**

21" BRASS LEGS **34057**

ASH COVER 18" BLACK **34038**

ASH COVER 21" BLACK **34045**



18" POL.FRONT **34052**

21" POL.FRONT **34056**

ASH COVER 18" POL **34040**

ASH COVER 21" POL **34047**

### Cadiz

Available in 2 sizes and 4 finishes.



18" BLACK **34051**

21" BLACK **34055**

ASH COVER 18" BLACK **34038**

ASH COVER 21" BLACK **34045**

## Coat of Arms



15" COAT OF ARMS **35008**  
W15"D11"H17" (380x280x440mm)

20" COAT OF ARMS **35013**  
W20"D12"H20" (500x300x500mm)



24" TAPERED BASKET with removable sides **35060**  
W24"Front W19"Back D15"H6.5" (605x480)x385x170mm)

32" TAPERED BASKET with removable sides **35061**  
W32"Front W26"Back D22"H8" (810/660)x555x210mm)

## Chestnut



17" CHESTNUT **35065**  
W17.5"D13"H16" (445x340x410mm)



19" CHESTNUT **35066**  
W19"D14"H16.5" (485x360x425mm)

## 22" Sevilla



22" SEVILLA **35058**  
W21.5"D14"H22"Back,10"Front/Sides  
(545x360x565/250)mm)



The firebaskets supplied with these 2 baskets slot into place and can be fitted or not, dependant upon the requirement.

## 29" Sevilla



29" SEVILLA **35059**  
W29.5"D20"H23"Back,10"Front/Sides  
(750x510x590/250)mm)

## Large Cottage



REVERSIBLE BLACK & POLISHED  
Polished Shown Forward  
**35049**  
W22"D12"H19" (540x305x480mm)

## Small Cottage



REVERSIBLE BLACK & POLISHED  
Black Shown Forward  
**35057**  
W19.5"D12"H14.5" (495x305x370mm)


## Art Deco




ART DECO FULL POLISHED **35047**  
also available  
ART DECO BLACK **35048**  
W22"D9"H19" (540x230x475mm)



Available in Imported & British in 3 sizes and 3 finishes - *Espania*



18" POL.FRONT **34039**   
 21" POL.FRONT **34046**  
 ASH COVER 18" POL **34040**  
 ASH COVER 21" POL **34047**




16" BLACK **35062**  
 18" BLACK **35063**  
 21" BLACK **35064**

These baskets include Ash Covers.

Sizes:  
 16" W16"D12"H8.5"(400x310x215mm)  
 18" W17.25"D12"H8.5"(435x310x215mm)  
 21" W21"D12"H8.5"(525x310x215mm)



18" BLACK **34037**   
 21" BLACK **34044**  
 ASH COVER 18" BLACK **34038**  
 ASH COVER 21" BLACK **34045**



18" BRASS LEGS **34041**   
 21" BRASS LEGS **34048**  
 ASH COVER 18" BLACK **34038**  
 ASH COVER 21" BLACK **34045**

See Price List for Gas Burner Availability


Dimensions British Espania Baskets:  
 18" - W19"D13"H9"(472x330x235mm)  
 21" - W22"D14"H9"(550x365x235mm)  
 Dimensions Espania Ash Covers:  
 18" - W15"H4"(388x95mm)  
 21" - W18"H4"(460x95mm)  
 Baskets supplied with Firebars.

Available in Imported & British in 2 sizes - *Cromwell*

Imported Cromwell's includes front and ashpan.




**35019**  
 W21"D12"H7"(530x300x180mm)



**35010**  
 W17"D11"H6"(430x280x155mm)



18" **34029**   
 21" **34033**  
 ASH COVER 18" **34038**  
 ASH COVER 21" **34045**

Dimensions British Cromwells:  
 18" - W18"D11"H7"  
 (450x280x185mm)  
 21" - W21"D11"H7"  
 (540x280x185mm)  
 Dimensions Cromwell Ash Covers:  
 18" - W15"H4"(388x95mm)  
 21" - W18"H4"(460x95mm)



# Modern Fire Baskets

## New Wave



NEW WAVE BRUSHED **35071**  
shown with

NEW WAVE FIRE GRATE **35072**  
(available separately)

NEW WAVE POLISHED **35070**  
shown with

NEW WAVE FIRE GRATE **35072**  
(available separately)

NEW WAVE BLACK **35069**  
shown with

NEW WAVE FIRE GRATE **35072**  
(available separately)

Dimensions New Wave Baskets: W18"D12"H8" (460x310x210mm) ALL NEW WAVE BASKETS ARE CAST IRON

*With the New Wave Baskets choose a black finish for use with solid fuel as polished surfaces change colour with heat. Polished surfaces can also be effected by the heat from gas appliances although the resultant discolouration will be much less noticeable. See price list for gas burner availability.*

## Elan With Back



ELAN WITH BACK POLISHED **35039**  
also available

ELAN WITH BACK BLACK **35040**  
W18"D12"H16" (460x305x410mm)

## Elan No Back



ELAN NO BACK POLISHED **35037**  
also available

ELAN NO BACK BLACK **35038**  
W17"D12"H8" (435x295x210mm)

## Neon



NEON BLACK **35036**  
shown with removable back, also available

NEON POLISHED **35035**  
W15"D11"H9" (380x280x225mm)

*With the Elan and Neon Baskets choose a black finish for use with solid fuel as polished surfaces change colour with heat. Polished surfaces can also be effected by the heat from gas appliances although the resultant discolouration will be much less noticeable.*

*See price list for gas burner availability.*

## Gas Burners



Shown with Cadiz Basket



Shown with New Wave Basket



*Calfire offer a range of Gas Fires suitable for use with many of our range of Traditional and Modern Firebaskets.*

*LPG Fires are available to order.*

*See Price List for details. Gas Burner codes from **37005***

# Swans Nest Baskets & Fire Dogs



SWANS NEST BASKET  
**35015** W20"D13"H7"(510x330x170mm)  
 shown with  
 GOTHIC CAST FIRE DOGS (PR)  
**35027** H15"(380mm)

Also available, SWANS NEST BASKET  
**35017** W30"D15"H5"(760x380x135mm)  
**35018** W36"D16"H6"(910x410x160mm)

SWANS NEST BASKET  
**35016** W24"D15"H6"(610x380x150mm)  
 shown with  
 CHERUB CAST FIRE DOGS (PR)  
**35029** H17"(430mm)

*See Price List for Gas  
 Burner Availability*



THISTLE FIRE DOGS (PR)  
**34003**  
 H15"(395mm)



GOTHIC BALL  
 FIRE DOGS (PR)  
**35028**  
 H16"(400mm)



COLONIAL FIRE DOGS (PR)  
**34001**  
 H14"(365mm)



GOTHIC CAST FIRE DOGS (PR)  
**35030**  
 H23"(585mm)



SMALL GOTHIC CAST FIRE DOGS (PR)  
**34007**  
 H17"(430mm)



also available  
 LARGE GOTHIC CAST FIRE DOGS (PR)  
**34011**  
 H22"(570mm)



WARWICK FIRE DOGS (PR)  
 BLACK/BRASS **34005**  
 POLISHED/BRASS **34006**  
 H16"(420mm)



WARWICK BALL FIRE DOGS (PR)  
 BLACK/BRASS **34009**  
 POLISHED/BRASS **34010**  
 H20"(520mm)



COLONIAL FIRE DOGS (PR)  
 BRASS **34012**  
 H14"(365mm)



WARWICK FIRE DOGS (PR)  
 BRASS **34014**  
 H16"(420mm)



CANTERBURY FIRE DOGS (PR)  
 BRASS **34013**  
 H14"(370mm)





# Fire Backs



MINI ROYAL FIREBACK  
35073 W19"H17"(495x445mm)



COAT OF ARMS FIREBACK  
35020 W23"H19.5"(580x495mm)




PAX FIREBACK  
34083   
W24"H29"(610x740mm)



LARGE ROYAL OAK FIREBACK  
35022 W33"H28"(850x720mm)



BIG LION FIREBACK  
34085 W30.5"H27"(770x680mm) 


## Other Castings



TRADITIONAL UMBRELLA STAND  
35026 TRADITIONAL  
W16"H26"D8" (430x665x200mm)



BREAD OVEN DOOR  
35024  
W13"H19"  
(325x475mm)



BREAD OVEN DOOR  
35023  
W12"H16.5"  
(300x420mm)



BOOT SCRAPER  
35052 ROCOCO  
W14" (345mm)



BOOT SCRAPER  
35032 SHELL  
W14" (350mm)



KETTLE  
35068  
With coil handle  
W9"D7.5"H9"  
(235x190x225mm)

## Bread Oven Doors



# Inset Fires



Includes Front, Clip on Taper Firebar,  
Ash Cover & Brass Finales

REGENT INSET FIRE BLACK  
**34061**

W18"H11"(452x275mm)



Includes Front, Clip on Taper Firebar,  
Ash Cover & Brass Finales

REGENT INSET FIRE BLACK  
**34059**

W16"H11"(400x275mm)



## Solid Fuel Fret Sets

## All Night Burners



Ashpan & Ashpan Tool.  
BEACON SOLID FUEL SET  
**35076**  
W16"(400mm)

Dimensions given for  
Frets Sets and All Night  
Burners are category  
sizes relating to standard  
milner firebacks



LATTICE ALL NIGHT BURNER, BLACK  
W16"(400mm) **35077**  
W18"(450mm) **35078**

In addition to the Frets featured on this page you can also  
choose any black cast iron fret from pages 35 and 36.

See **SF**

Dimensions given for Frets are category sizes relating to standard milner firebacks

## Solid Fuel Frets



N TYPE FRET COPPER  
**33067** W16" (400mm)  
**33069** W18" (450mm)

### N Type

N TYPE FRET BLACK  
**33066** W16" (400mm)  
**33068** W18" (450mm)



### Beacon



BEACON FRET BLACK  
**33021** W16" (400mm)  
**33024** W18" (450mm)

### Castle



CASTLE FRET BLACK  
**33070** W16" (400mm)  
**33072** W18" (450mm)



CASTLE FRET COPPER  
**33071** W16" (400mm)  
**33073** W18" (450mm)

# Fire Grates

- Dimensions given for Fire Grates are category sizes relating to standard milner firebacks



REGAL  
**35001**  
W16" (400mm)

JOYCE GRATE & FRONT  
**35002** W16" (400mm)  
**35003** W18" (450mm)



GUARDETTE  
**35004** W16" (400mm)  
**35005** W18" (450mm)

STANDARD  
**35006** W16" (400mm)  
**35007** W18" (450mm)

# Ash Pans

- Dimensions given for Ash Pans are category sizes relating to standard milner firebacks



ASHPAN & LIFTER FOR BRITISH REGENT, CROMWELL, ESPANIA, CADIZ & FURLONG BASKETS

**34067-34076**

See price list for details



18" STANDARD ASHPAN  
**34092**  
W18"(450mm)



16" ASHPAN & LIFTER  
**34077**  
W16"(400mm)



16" STANDARD ASHPAN  
**34093**  
W16"(400mm)

# Ash Carriers



OPEN FIRE ASH CARRIER  
TO SUIT CHARNWOOD, PARKRAY & TRIANCO  
**35074**  
W20"H16" (510x405mm)



ROOM HEATER ASH CARRIER  
TO SUIT 16" & 18" OPEN FIRES  
**35075**  
W13"H17" (330x430mm)



# Frets Blenheim Slotted Cover



CHROME  
SLOTTED COVER  
**33010** W16" (400mm)  
**33040** W18" (450mm)



BLACK & POLISHED  
SLOTTED COVER  
**33025** W16" (400mm)  
**33027** W18" (450mm)



BLACK & BRASS  
SLOTTED COVER  
**33002** W16" (400mm)  
**33004** W18" (450mm)



BRASS  
SLOTTED COVER  
**33001** W16" (400mm)  
**33003** W18" (450mm)



BLACK CAST IRON  
SLOTTED COVER  
**33009** W16" (400mm)  
**33026** W18" (450mm)

SF

*Suitable for  
Solid Fuel.  
See also  
Page 33.*

*Dimensions given for  
Frets are category  
sizes relating to standard  
milner firebacks*


# Blenheim Solid Cover



BRASS  
SOLID COVER  
**33014** W16" (400mm)  
**33017** W18" (450mm)



BLACK & POLISHED  
SOLID COVER  
**33016** W16" (400mm)  
**33020** W18" (450mm)



BLACK CAST IRON  
SOLID COVER  
**33011** W16" (400mm)  
**33019** W18" (450mm)

SF



BLACK & BRASS SOLID COVER  
**33015** W16" (400mm)  
**33018** W18" (450mm)

# Westminster



BRASS  
33034 W16" (400mm)



BLACK CAST IRON  
33032 W16" (400mm) **SF**



BLACK & POLISHED  
33033 W16" (400mm)



BLACK & BRASS  
33035 W16" (400mm)

**SF**  
Suitable for  
Solid Fuel.  
See also  
Page 33.

*Dimensions given for  
Frets are category  
sizes relating to standard  
milner firebacks*

## 4 Bar



4 BAR CAST IRON BLACK  
33036 W16" (400mm) **SF**



4 BAR BRASS 33038  
W16" (400mm)



4 BAR BLACK & BRASS 33039  
W16" (400mm)



4 BAR BLACK & POL 33037  
W16" (400mm)

## Balmoral



BLACK 33041  
W16" (400mm)



BRASS 33005  
W16" (400mm)  
BRASS 33007  
W18" (450mm)




BLACK & BRASS 33006  
W16" (400mm)

## Calibre



BRASS 33065  
W16" (400mm)



BLACK 33042  
W16" (400mm)





Dimensions given for Frets are category - sizes relating to standard milner firebacks

# New Wave

See Page 30 for the New Wave Basket Range



**BLACK**  
**33057**  
W16" (400mm)



**BRUSHED ALUMINIUM**  
**33058**  
W16" (400mm)



**POLISHED ALUMINIUM**  
**33059**  
W16" (400mm)



**POLISHED BRASS**  
**33060**  
W16" (400mm)

Dimensions given for Frets are category - sizes relating to standard milner firebacks

# Bauhaus



**POLISHED**  
**33044** W16" (400mm)  
**33047** W18" (450mm)



**ANTIQUE**  
**33045** W16" (400mm)  
**33048** W18" (450mm)



**BLACK**  
**33043** W16" (400mm)  
**33046** W18" (450mm)

Dimensions given for Fire Trims are category - sizes relating to standard milner firebacks


# Fire Trims

- All Fire Trims have a height of 22" (560mm). Special sizes and Arched Trims are available to order, 3 or 4 sided in various material options. Contact our sales office for details.

**C - BLACK**  
**36007** W16" (400mm)  
**36008** W18" (450mm)  
2"(50mm) Front, 2"(50mm) Return

**D - BRASS**  
**36001** W16" (400mm)  
**36002** W18" (450mm)  
2"(50mm) Front, 2"(50mm) Return and  
**36003** W16" (400mm)  
**36004** W18" (450mm)  
2"(50mm) Front, 1"(25mm) Return

**E - BLACK/BRASS RETURN**  
**36005** W16" (400mm)  
**36006** W18" (450mm)  
2"(50mm) Front, 2"(50mm) Return




These are Category Sizes, contact us if you are unsure of your requirements.

**A - POLISHED STAINLESS STEEL**  
**36009** W16" (400mm)  
**36010** W18" (450mm)  
2"(50mm) Front, 2"(50mm) Return

**B - SATIN STAINLESS STEEL**  
**36011** W16" (400mm)  
**36012** W18" (450mm)  
2"(50mm) Front, 2"(50mm) Return

# Club Fenders - Fenders Key: BB=Brass Backs fitted as standard. MES= Minimum extending size possible


Incorporating the finest quality hide with close attention to detail, the Club range offers the perfect solution for an exclusive fireside setting. With a range of seat covers including Burgundy, Antique Green, Burnt Copper, Earth Brown, Ocean Blue and Black. Seat styles can be varied to suit personal requirements with models illustrated depicting standard seat designs. For reasons of stability, we recommend a minimum base return of 12" (300mm). We will be pleased to provide a quotation for special sizes and configurations which can be manufactured to your requirements. Optional Brass Backs are available on all models, with the exception of the Regal Club and Spiral Black but are fitted as standard on the Canterbury.



Illustrated seat colour is Antique Green

## WINDERMERE


MES 4/5' (1220x1525mm). Unbuttoned as standard.  
Seat size shown approx W6.5"H16.5" (165x254mm)



Illustrated seat colour is Earth Brown

## MINI MAJESTIC


MES 4/5'. 2 row 'float' buttons as standard.  
Seat size shown approx W6.5"H14" (165x254mm)



Illustrated seat colour is Ocean Blue

## MAJESTIC


MES 4/5' (1220x1525mm). 3 row 'float' buttons as standard.  
Seat size shown approx W7.75"H20" (195x510mm)



Illustrated seat colour is Black

## REGENT


MES 4/5' (1220x1525mm). Unbuttoned as standard.  
Seat size shown approx W6.5"H18" (165x460mm)



Illustrated seat colour is Antique Green

## CANTERBURY

Made to measure only, 4' (1220mm) minimum width.  
3 row 'deep' buttons as standard. BB  
Seat size shown approx W6.5"H18" (165x460mm)



Illustrated seat colour is Burgundy

## REGAL

Made to measure only, 5' (1525mm) minimum width.  
3 row 'deep' buttons as standard.  
Seat size shown approx W6.5"H20.5" (165x520mm)

**Antique Brass & Satin Chrome finishes now available  
or any combination i.e. Black & Satin Chrome.**



Illustrated seat colour is Burgundy

**SPIRAL BLACK**  
Made to measure only, 4' (1220mm) minimum width.  
3 row 'deep' buttons as standard.  
Seat size shown approx W6.5"H20.5" (165x520mm)

All standard sized fenders have INTERNAL dimensions of 4'5" x 15" (1220/1525 x 380mm), unless otherwise stated. We offer a bespoke service where width & depth dimensions as well as various finish options can be provided.

# Hearth Fenders

## Sandringham



SANDRINGHAM BLACK & BRASS 30025



SANDRINGHAM BLACK & SILVER 30145



SANDRINGHAM BRASS 30015



6 URN BRASS 30005


## 6 Urn



## 6 Ball



6 BALL BRASS 30045



PLAIN BASE BLACK 30255

## Plain Base



PLAIN BASE BRASS 30035



SPIRAL BLACK & SILVER 30285

## Spiral




SPIRAL BLACK & BRASS 30275

SPIRAL BLACK 30265

All standard sized fenders have INTERNAL dimensions of 4/5'x15" (1220/1525x380mm), unless otherwise stated.  
The fenders offered on this page are only available in standard sizes and finishes..

## Spiral Twist - 3 piece




SPIRAL TWIST - 3PCE. BLACK & BRASS  
**31005**

SPIRAL TWIST - 3PCE. BLACK  
**31004**



## 6 Urn - 3 piece



6 URN - 3PCE. BLACK & BRASS  
**31001**

6 URN - 3PCE. BLACK  
**31000**

## 6 Ball - 3 piece



6 BALL - 3PCE. BLACK & BRASS  
**31003**

6 BALL - 3PCE. BLACK  
**31002**



Calfire are the official UK Distributor  
for the Caframo Ecofan

# - Ecofans

The Caframo Ecofan is a heat powered fan designed to circulate the warm air created by a wood stove. These fans do not use batteries or mains power.

The 800 Ecofan generates up to 100 CFM while the 802 generates up to 150 CFM

### INCREASED EFFICIENCY:

Warm air is circulated directly into the living area rather than having most of the stoves heat rise immediately to the ceiling, thereby increasing the heating efficiency of your stove.

### EASY OPERATION:

Ecofans start automatically and adjust speed with the stoves temperature.

### COSTS NOTHING TO OPERATE:

Ecofans use only the heat from your stove.

## UK REFURBISHMENT SERVICE NOW AVAILABLE!

### Ecofan 800



**ECOFAN 800  
BLACK & NICKEL**  
**14075N**  
H9.25" (233mm)  
(excludes handle)

H9.25" (233mm)  
(from base to top of blade,  
excluding handle.)  
Base Plate  
4"W x 3"D  
(100 x 75mm)



**ECOFAN 800  
BLACK & BRASS**  
**14075**  
H9.25" (233mm)  
(excludes handle)



The Ecofan has a thermoelectric module that acts as a small generator to power the fan's motor.

When this generator module experiences a heat differential between its top and bottom surfaces, it pumps out electricity. The bottom surface of the module is heated by the base of the fan, while the top of the module is kept cooler by the fan's top cooling fins.

Ecofans are made from anodised extruded aluminium that will not rust. Bi-metal strips in the base of Ecofans help prevent the fan from overheating.

## SUPERB FOR NARROWBOATS!

It is important to read, and follow, the instructions on the correct placement of the Ecofans to ensure satisfactory long term use and that your stove is working within the temperature range of "best operation".

We recommend the use of one of our Stovepipe Thermometers, codes 14024 or 14077 (see page 45 for details)

*New Look and Improved  
Design since 2004.  
Optional Black & Nickel  
Finish since 2006.*

### Ecofan 802



**ECOFAN 802  
BLACK & NICKEL**  
**14076N**



H10.75" (270mm)  
(from base to top of blade,  
excluding handle.)  
Base Plate  
5.25"W x 3"D  
(132 x 75mm)

**ECOFAN 802  
BLACK & BRASS**  
**14076**

# Stove Glass Panels, Strips & Mica



## Panels

Calfire Panels are manufactured from the finest quality zero thermal expansion rated ceramic glass. Sizes are available from stock for all leading stoves and our in-house cutting facility means any size and shape can be quickly supplied to order.



## Strips

Replacement Strips are supplied from the highest quality flat borosilicate sheet. Calfire have Strips to suit the majority of stoves on the market and can supply specials with a rapid response guaranteed.

See price list for details

## Mica

Ready cut stove panels and standard sheets are available



# Panel Replacement Accessories

A further option for providing an airtight seal for stove panels



A high temperature adhesive that withstands very high temperatures and is used to secure thermal rope/tape and ceramic fibre seal

- CALFIRE SUPERSEAL
- 13001** 30ml
  - 13002** 100ml
  - 13003** 500ml



- CHANNELLING
- 14058** SET4 L315mm
  - 14059** SINGLE L315mm 6x6x315mm "U" section



Used on many stoves to provide an airtight seal to the stove panels. Secure with Calfire Superseal

- CERAMIC FIBRE SEAL
- 14028** 6mmx4mmx10M
  - 14031** 10mmx4mmx10M



## Thermal Rope Seal

Calfire Thermal Rope Seal is fitted to stove and oven doors to provide an airtight seal. Secure with Calfire Superseal

## Thermal Tape

Calfire Thermal Tape has many uses on a wide range of heating appliances. Secure with Calfire Superseal

## Thermal Ladder Tape

Used in place of Ceramic Fibre Seal on some stoves. Secure with Calfire Superseal

See price list for details...10002 →

Calfire are the official UK Distributor  
for Forrest Paints Stove Bright



# Stove Bright™ Paint



*Colour Charts are available on request*

## Stove Bright™ High Temperature Paint

Stove Bright High Temperature Paint is a high quality, fast drying, high temperature paint for use on wood stoves, pipes, boilers, furnaces, flue pipes, ovens, engines, manifolds, barbecues and cast iron chimineas etc.

*It can be used on any steel product with extreme surface temperatures up to 650°C and is ideal for touching up ceramic coals.*

*Unique in offering 3 'blacks' and a range of over 30 colours, Stove Bright is used by many of the leading stove manufacturers as their factory finish.*

### HTP AEROSOL CODES:

- 04001 FLAT BLACK
- 04002 SATIN BLACK
- 04003 CHARCOAL
- 04004 METALLIC BLACK
- 04005 METALLIC BROWN
- 04006 GOLDENFIRE BROWN
- 04007 HONEY-GLO BROWN
- 04008 METALLIC MOSS GREEN
- 04009 FORREST GREEN
- 04010 REDWOOD
- 04011 ALMOND
- 04012 METALLIC BLUE
- 04013 METALLIC GREY
- 04014 MAUVE
- 04015 GOLD
- 04016 RUSSET
- 04017 SAND
- 04018 MOJAVE RED
- 04019 SKY BLUE
- 04020 SILVER
- 04021 METALLIC MAHOGANY
- 04022 BROWN BARK
- 04023 PATRIOT BLUE
- 04024 METALLIC RICH BROWN
- 04025 HT PRIMER
- 04026 MED TEMP CLEAR
- 04027 COPPER
- 04028 GREEN ILLUSION
- 04029 TERRA COTTA RUST
- 04030 SHIMMERING ROSE
- 04031 SUNSET
- 04032 SURF SAND
- 04033 PEWTER
- 04034 EMERALD GREEN

### HTP 250ML TOUCH-UP CODES:

- 05001 FLAT BLACK
- 05002 SATIN BLACK
- 05003 METALLIC BLACK

## Stove Bright™ Gas Vent Pipe Paint



*Firmly snaps onto aerosol to provide greater and more comfortable spray control*

AEROSOL CAN GUN  
**04051**

Stove Bright Gas Vent Pipe Paint can be used on Double Wall Flue Pipe to match Vitreous Enamel Finishes. This is a high gloss coating capable of withstanding surface temperatures to 120°C. It is fast drying and easy to apply.

### GAS VENT PIPE PAINT AEROSOL CODES:

- 04101 BLACK EBONY
- 04102 ALMOND
- 04103 SAND
- 04104 LIGHT BROWN
- 04105 BLUE
- 04106 GREEN
- 04107 HUNTER GREEN
- 04108 LIGHT RED
- 04109 DARK RED
- 04110 DARK BLUE

Contact our Sales Office for details of Stove Bright 'Ready to Use' availability.





# Fire Cements & Compounds



## Mouldable Firebrick

For quick and economical repairs or replacements for firebricks in any heating appliance, stove, open fire, wood burner etc. Tested to 1400 deg C.

**12021** 5Kg

## Fixatile Tile Adhesive

Ready-mixed adhesive for fixing tiles in areas subject to high temperatures, such as fire surrounds, behind boilers, cookers and radiators.

**12015** 500g

**12016** 1Kg

## Flue Jointing Compound

Ready-mixed non setting compound accommodates slight movement in joints without cracking. Not suitable for use within 1 metre of solid fuel appliances.

**12012** 500g

**12013** 1Kg

## XL Fire Cement

A range of premium ready-mixed fire cement. Ideal for patching and repairs to firebricks, fireplaces, solid fuel ovens, boilers and central heating systems. Tested to 1250 deg C

WHITE:	BLACK:
<b>12001</b> 500g	<b>12008</b>
<b>12002</b> 1Kg	<b>12009</b>
<b>12003</b> 2Kg	<b>12010</b>
<b>12019</b> 5Kg	<b>12020</b>

WHITE CARTRIDGE  
**12006**  
BLACK CARTRIDGE  
**12007**

## Ceramics



FIREBACK RIBBED

**14047** 16"

**14050** 18"

FIREBACK PLAIN

**14046** 16"

**14049** 18"

FIREBACK BRICKED

**14048** 16"

**14051** 18"



GAS EMBER PACK

**14045** 50g



GREY PEBBLES  
**14054**  
(BAG8)



BEIGE PEBBLES  
**14055**  
(BAG8)



MIXTURE LOGS & FIR CONES  
**14057**  
2x5" Straight Logs, 2x5" Single Branch Logs & 2 x Fir Cones



LOG SINGLE BRANCH  
**14036**  
12"x2.5"

PAIR LOGS STRAIGHT  
**14037**  
5"x1.5"  
**14039**  
7"x2"

COALS SMALL (BAG15)  
**14043**  
COALS SINGLE  
**14041**

COALS LARGE (BAG10)  
**14044**  
COALS SINGLE  
**14042**

LOGS SINGLE BRANCH (PAIR)  
**14038** 5"x1.5"  
**14040** 7"x2"



# Service & Installation Products



**WIRE BRUSH SET3**  
**14006**

**MULTI-FUNCTION MIRROR WITH SCRIBE**  
**14004**  
L8/27" (200/685mm)



**SMOKE PELLETS & MATCH HOLDER**  
**14007**



**CALHIB INHIBITOR**  
**13021**  
5Litres



**CHIMGUARD MAGNETIC STOVEPIPE THERMOMETER**  
**14077** Dia.2.5" (63mm)



**WOODSAVER MAGNETIC STOVEPIPE THERMOMETER**  
**14024** Dia.2.5" (63mm)



**CO DETECTOR**  
**14003** TWIN PACK  
**14070** SINGLE PACK

**SMOKE MATCHES**  
**14001** CLASSIC (BOX12)  
**14066** GAS (TUB50)

**SMOKE PELLETS**  
**14002** 13g (TUBE6)  
**14064** 13g (TUB50)  
**14065** 13g (TUB100)  
**14061** 5g (TUBE6)  
**14062** 5g (TUB50)  
**14063** 5g (TUB100)

*See price list for full details*



**FLUE BRUSHES:**  
**14008** L3' Dia.2" (915x50mm) GUMATI  
**14009** L3' Dia.3" (915x76mm) GUMATI  
**14010** L3' Dia.4" (915x100mm) GUMATI  
**14011** L4' Dia.4" (1220x100mm) GUMATI  
**14012** L5' Dia.4" (1525x100mm) GUMATI  
**14013** L6' Dia.5" (1830x127mm) BASSINE

## Calcowl Anti-Downdraught Cowl

*Calcowl has solved the problem of downdraft, thus ensuring a cleaner fresher environment within the home. It is suitable for all types of fireplaces; oil, gas and solid fuel boiler systems. Calcowl ensures a more evenly controlled draw and has shown improved "fuel consumption" performance by as much as 15%. Use of the*

*Calcowl reduces the risk of fire by greatly reducing the build up of tarry soot inside the flue system. The product is manufactured using top quality acid resistant stainless steel, is maintenance free, easy to fit, silent, effective and fits most chimneys with a maximum external diameter of 10" (255mm).*

**CALCOWL ANTI-DOWNDRAFT COWL**  
**14025**



# CALFIRE

## Cleaning & Restoration Products



Colours ceramic gas coals.

CERAMIC COAL & LOG STAIN  
**13023** 50ml



An effective polish for use on metals such as Brass, Gold, Silver, Pewter, Stainless Steel and Chrome.

MULTI-METAL POLISH  
**13019** 250ml



Seals and protects slate, enhancing its natural beauty, repelling dirt and water whilst allowing the slate to breathe.

SLATE SHEEN  
**13017** 500ml



An easily applied and buffed up polish that protects marble surfaces in the home.

MARBLE POLISH  
**13018** 250ml



MERCHANDISING STAND  
**13990**  
H46"W21"D19"  
(1175x540x480mm)



Removes the toughest tar, soot and creosote stains from stove window glass.

SPRAY ON STOVE GLASS CLEANER  
**13011** 500ml



Removes the toughest burnt on stains from vitreous enameled surfaces.

VITREOUS ENAMEL CLEANER  
**13008** 100ml  
**13007** 500ml



Removes the toughest tar, soot and creosote stains from stove window glass.

STOVE GLASS CLEANER  
**13010** 100ml  
**13009** 500ml



Seals and protects natural Brick and Stone while repelling water dirt and dust.

BRICK & STONE SEALER  
**13013** 500ml

Removes stains from Stone, Brick and Concrete.

FIREPLACE CLEANER  
**13012** 500ml

HEAT RESISTANT GLOVES  
**14017**



# Cleaning & Restoration Products

# Peek



A blend of detergents and solvents in a foaming aerosol formula, which removes grease and dirt from all types of surfaces with its amazing cleaning power.

PEEK SPRAY-AWAY

**13603**

400ml aerosol



PEEK POLISH

**13602**

1L tin



PEEK POLISH

**13601**

250ml tin



PEEK POLISH

**13600**

100ml tube

Developed for professionals and demanded by those who have tried it, Peek is a 4-in-1 cleaner that cleans, polishes, restores and protects 38 surfaces including brass, copper, stainless steel, silver, gold, chrome, fibreglass, ceramics, glass, acrylics and painted surface. When The Royal Yacht Britannia was in service everything on board, from the Royal George Binnacle to each piece of silver, was kept in pristine condition by the Yachtsmen using Peek Polish. This resulted in the products manufacturer being awarded the Royal Warrant in 2005.



Seals and protects slate, enhancing its natural beauty, repelling dirt and water whilst allowing the slate to breathe.

SLATE OIL

**13515**

100ml



An easily applied and buffed up polish that protects marble surfaces in the home.

MARBLE WAX

**13514**

200ml



Developed in Italy, this product is for polishing worn and dull marble surfaces. (non abrasive)

ITALIAN MARBLE POLISH

**13513**

200ml

# HOTSPOT



A very effective polish for use on copper, brass, nickel, pewter, chrome and gold. Multi-use metal polish gives a cleaner, more protective, longer lasting shine.

MULTI-USE METAL POLISH

**13512**

150ml tube



A water based graphite polish suitable for wood/coal stoves, grates and surrounds.

GRAPHITE GREY STOVE & GRATE POLISH

**13505**

170g



A water based graphite polish suitable for wood/coal stoves, grates and surrounds.

BLACK STOVE & GRATE POLISH

**13504**

170g



A water based graphite polish suitable for wood/coal stoves, grates and surrounds.

BLACK STOVE & GRATE POLISH

**13503**

75ml tube



Flue Free helps to maintain clean chimneys for maximum efficiency, lower fuel costs and a reduced risk of fire.

FLUE FREE CHIMNEY CLEANER

**13500**

750g



A foaming formula that will stick to vertical surfaces to dissolve smoke stains and tar/creosote deposits.

GLASS CLEANER

**13506**

320ml aerosol



Uses an oxygen based bleaching action to remove smoke, soot and tar stains from stone, concrete, marble and other hard surfaces.

FIREPLACE CLEANER

**13510**

500ml



A special formulation that makes the surface of natural brick and stone strongly repellent to oil, water dirt and dust.

BRICK & STONE SEALER

**13511**

500ml

**CALFIRE SPARELINE LTD, GLEDRID. CHIRK. WREXHAM. LL14 5DG**  
**EMAIL:** [sales@calfire.com](mailto:sales@calfire.com) **WEBSITE:** [www.calfire.com](http://www.calfire.com)  
**TEL:** 01691 772922 **FAX:** 01691 773552

*A member of the CALFIRE GROUP of companies*